

Example presentation using INBOmd

Here comes the optional
subtitle

Here comes the optional location

Thierry Onkelinx 

Here comes the optional affiliation



Flanders
State of
the Art

Title of the table of content

1 Options

2 Separator slide heading 1 (in case slide_level > 1) extra text a b c d e f g h i j k l m n o p q r s t

- Separator slide heading 2 (in case slide_level > 2) extra text a b c d e f g h i j k l m n o p q r s t u v w x y z 0 1 2 3 4 5 6 7 8 9 a b c d e f g h i j k l m n o p q r s t u v w x y z 0 1 2 3 4 5 6 7 8 9 a b c d e f g h i j k l m n o p q r s t u v w x y z 0 1 2 3 4 5 6 7 8 9 a b c d e f g h i j k l m n o p q r s t u v w x y z 0 1 2 3 4 5 6 7 8 9 a b c d e

3 Typography

- Fonts
- Lists
- Frames

4 Other elements

- Tables
- Figures
- Mathematical formulas
- Citations

5 R based output

- Code

- Figures

- Tables





Flanders
State of
the Art

Options

Title slide

subtitle subtitle on the title slide (optional)

location place and date of the presentation on the title slide (optional)

institute affiliation on title slide (optional)

cover background figure for the title slide. A standard figure will be used when missing

cover_horizontal scale the cover figure to the width when TRUE (default) or to the height when FALSE

cover_offset shift the cover figure vertically (optional)

cover_hoffset shift the cover figure horizontally (optional)

Table of content

- toc** add a slide with table of content when TRUE (default), no table of content when FALSE
- toc_naam** title of the slide with the table of content
- slide_level** header level that matches with slide titles. Default: 2. Must be between 1 and 3
higher levels become separator slides

Separator slide
heading 1 (in case
slide_level > 1) extra
text a b c d e f g h i j k l
m n o p q r s t



Separator slide

heading 1 (in case

slide_level > 1) extra

text a b c d e f g h i j k l

m n o p q r s t

Separator slide heading 2 (in case slide_level > 2) extra text a b c d e f g h i j
k l m n o p q r s t u v w x y z 0 1 2 3 4 5 6 7 8 9 a b c d e f g h i j k l m n o p q r s
t u v w x y z 0 1 2 3 4 5 6 7 8 9 a b c d e f g h i j k l m n o p q r s t u v w x y z 0 1
2 3 4 5 6 7 8 9 a b c d e f g h i j k l m n o p q r s t u v w x y z 0 1 2 3 4 5 6 7 8 9 a
b c d e f g h i j k l m n o p q r s t u v w x y z 0 1 2 3 4 5 6 7 8 9 a b c d e

Slide title (heading = slide_level) extra text a b c d e f g h i j k l m n o p q r s t u v w x
y z 0 1 2 3 4 5 6 7 8 9 a b c d e f g h i j k l m n o p q r s t u v w x y z 0 1 2 3 4 5 6 7 8 9

- ▶ The text box will automatically shrink when the slide title requires more lines
- ▶ The text is vertically centered within the text box
- ▶ In case the title of heading 1 is too long, the first part of the title will disappear
- ▶ In case the title of heading 2 is too long, the last part of the title will disappear

Slide with too much text

- ▶ The last part of the text will disappear if it doesn't fit the slide
- ▶ The font size will not shrink to fit the text (like PowerPoint does)

Lorem ipsum dolor sit amet, consectetur adipiscing elit. Ut purus elit, vestibulum ut, placerat ac, adipiscing vitae, felis. Curabitur dictum gravida mauris. Nam arcu libero, nonummy eget, consectetur id, vulputate a, magna. Donec vehicula augue eu neque. Pellentesque habitant morbi tristique senectus et netus et malesuada fames ac turpis egestas. Mauris ut leo. Cras viverra metus rhoncus sem. Nulla et lectus vestibulum urna fringilla ultrices. Phasellus eu tellus sit amet tortor gravida placerat. Integer sapien est, iaculis in, pretium quis, viverra ac, nunc. Praesent eget sem vel leo ultrices bibendum. Aenean faucibus. Morbi dolor nulla, malesuada eu, pulvinar at, mollis ac, nulla. Curabitur auctor semper nulla. Donec varius orci eget risus. Duis nibh mi, congue eu, accumsan eleifend, sagittis quis, diam. Duis eget orci sit amet orci dignissim rutrum.

Nam dui ligula, fringilla a, euismod sodales, sollicitudin vel, wisi. Morbi auctor lorem non justo. Nam lacus libero, pretium at, lobortis vitae, ultricies et, tellus. Donec aliquet, tortor sed accumsan bibendum, erat ligula aliquet magna, vitae ornare odio metus a mi. Morbi ac orci et nisl hendrerit mollis. Suspendisse ut massa. Cras nec ante. Pellentesque a nulla. Cum sociis natoque penatibus et magnis dis parturient montes, nascetur ridiculus mus. Aliquam tincidunt urna. Nulla ullamcorper vestibulum tincidunt. Pellentesque cursus luctus mauris.

Split slides automatically I

- ▶ Adding `{ .allowframebreaks }` at the end of the slide title will split long slides automatically into multiple slides
- ▶ A Roman numeral will be added at the end of the title to each of those slides

Lorem ipsum dolor sit amet, consectetur adipiscing elit. Ut purus elit, vestibulum ut, placerat ac, adipiscing vitae, felis. Curabitur dictum gravida mauris. Nam arcu libero, nonummy eget, consectetur id, vulputate a, magna. Donec vehicula augue eu neque. Pellentesque habitant morbi tristique senectus et netus et malesuada fames ac turpis egestas. Mauris ut leo. Cras viverra metus rhoncus sem. Nulla et lectus vestibulum urna fringilla ultrices. Phasellus eu tellus sit amet tortor gravida placerat. Integer sapien est, iaculis in, pretium quis, viverra ac, nunc. Praesent eget sem vel leo ultrices bibendum. Aenean faucibus. Morbi dolor nulla, malesuada eu, pulvinar at, mollis ac, nulla. Curabitur auctor semper nulla. Donec varius orci eget risus. Duis nibh mi, congue eu, accumsan eleifend, sagittis quis, diam. Duis eget orci sit amet orci dignissim rutrum.

Nam dui ligula, fringilla a, euismod sodales, sollicitudin vel, wisi. Morbi auctor lorem non justo. Nam lacus libero, pretium at, lobortis vitae, ultricies et, tellus. Donec aliquet, tortor sed accumsan bibendum, erat ligula aliquet magna, vitae ornare odio metus a mi. Morbi ac orci et nisl hendrerit

Split slides automatically II

mollis. Suspendisse ut massa. Cras nec ante. Pellentesque a nulla. Cum sociis natoque penatibus et magnis dis parturient montes, nascetur ridiculus mus. Aliquam tincidunt urna. Nulla ullamcorper vestibulum turpis. Pellentesque cursus luctus mauris.



Flanders
State of
the Art

Typography



Flanders
State of
the Art

Typography

Fonts

Normal font

In hac habitasse platea dictumst. Suspendisse potenti. Nulla pretium sem sit amet nisl. Nulla facilisi. Sed aliquam, turpis sed hendrerit gravida, nunc metus aliquam urna, eget pharetra nibh urna nec lectus. Duis in nisl a nisl commodo facilisis. Nunc placerat risus sed leo. Duis pellentesque porta libero. Praesent et enim. Aenean ullamcorper, ante sit amet fermentum mollis, ligula metus laoreet magna, accumsan accumsan nibh wisi at wisi. Nam tincidunt tempor neque. Maecenas dolor. Donec interdum nisl. Aliquam quam libero, interdum quis, volutpat sed, semper ut, eros. Pellentesque sodales auctor quam. Nullam suscipit massa nec elit. Nullam vulputate.

Italic font

Nam quod ait sensibus ipsis iudicari voluptatem bonum esse, dolorem malum, plus tribuit sensibus, quam nobis leges permittunt, (cum) privatarum litium iudices sumus. Nihil enim possumus iudicare, nisi quod est nostri iudicii– in quo frustra iudices solent, cum sententiam pronuntiant, addere: “si quid mei iudicii est”; si enim non fuit eorum iudicii, nihilo magis hoc non addito illud est iudicatum–. Quid iudicant sensus? Dulce amarum, leve asperum, prope longe, stare movere, quadratum rotundum.

Bold font

Sed haec nihil sane ad rem; illa videamus, quae a te de amicitia dicta sunt. E quibus unum mihi videbar ab ipso Epicuro dictum cognoscere, amicitiam a voluptate non posse divelli ob eamque rem colendam esse, quod, (quoniam) sine ea tuto et sine metu vivi non posset, ne iucunde quidem posset. Satis est ad hoc responsum. Attulisti aliud humanius horum recentiorum, numquam dictum ab ipso illo, quod sciam, primo utilitatis causa amicum expeti, cum autem usus accessisset, tum ipsum amari per se etiam omissa spe voluptatis. Hoc etsi multimodis reprehendi potest, tamen accipio, quod dant. Mihi enim satis est, ipsis non satis. Nam aliquando posse recte fieri dicunt nulla expectata nec quaesita voluptate.

Bold and italic font

In accumsan convallis metus. Aenean est. Donec pharetra porta odio. Duis nunc nisl, imperdiet ac, tincidunt vitae, varius sit amet, felis. Curabitur wisi. Ut iaculis, nunc in lacinia egestas, elit enim tincidunt turpis, at luctus ipsum augue condimentum metus. Aenean lorem wisi, cursus sit amet, mollis nec, porta ac, augue. Vivamus massa. Praesent rhoncus imperdiet orci. Aenean pharetra dolor ut sapien. Maecenas egestas augue semper dolor.

Fixed width font

Fusce mauris. Vestibulum luctus nibh at lectus. Sed bibendum, nulla a faucibus semper, leo velit ultricies tellus, ac venenatis arcu wisi vel nisl. Vestibulum diam. Aliquam pellentesque, augue quis sagittis posuere, turpis lacus congue quam, in hendrerit risus eros eget felis. Maecenas eget erat in sapien mattis porttitor. Vestibulum porttitor. Nulla facilisi. Sed a turpis eu lacus commodo facilisis. Morbi fringilla, wisi in dignissim interdum, justo lectus sagittis dui, et vehicula libero dui cursus dui. Mauris tempor ligula sed lacus. Duis cursus enim ut augue. Cras ac magna. Cras nulla. Nulla egestas. Curabitur a leo. Quisque egestas wisi eget nunc. Nam feugiat lacus vel est. Curabitur consectetuer.

Available number of characters

About 66 characters with normal font

12345678911234567892123456789312345678941234567895123456789612345678971234567898

12345678911234567892123456789312345678941234567895123456789612345678971234567898

12345678911234567892123456789312345678941234567895123456789612345678971234567898

12345678911234567892123456789312345678941234567895123456789612345678971234567898

67 characters with fixed width font

12345678911234567892123456789312345678941234567895123456789612345678971234567898



Minuscule L versus capital i

normal: ll

bold: **ll**

italics: *ll*

bold italics: ***ll***

fixed width font: lI

Special characters

€\$£ @&#§μ^ ()|²³<>/*+- ,;:~?!~ äääã äääã èèé ê êêê ìîî òòó ô ùúú û ÿ ç ñ ÄÄÄÂ ÈÈÈÊ ÎÎÎ ÒÒÓÔ ÙÙÚÛ Ñ
0123456789

€\$£ @&#§μ^ ()|²³<>/*+- ,;:~?!~ äàáâã èèéê ìîî òòóô ùúúû ÿ ç ñ ÄÄÄÂ ÈÈÈÊ ÎÎÎ ÒÒÓÔ ÙÙÚÛ Ñ
0123456789

€\$£ @&#§μ^ ()|²³<>/*+- ,;:~?!~ äääã äääã èèéê ìîî òòóô ùúúû ÿ ç ñ ÄÄÄÂ ÈÈÈÊ ÎÎÎ ÒÒÓÔ ÙÙÚÛ Ñ
0123456789

€\$£ @&#§μ^ ()|²³<>/*+- ,;:~?!~ äàáâã èèéê ìîî òòóô ùúúû ÿ ç ñ ÄÄÄÂ ÈÈÈÊ ÎÎÎ ÒÒÓÔ ÙÙÚÛ Ñ
0123456789

€\$£ @&#§μ^ ()[]{}|²³<>/*+- ,;:~?!~ äääã äääã èèéê ìîîî òòóô ùúúû ÿ ç ñ ÄÄÄÂ ÈÈÈÊ ÎÎÎÎ
ÒÒÓÔ ÙÙÚÛ Ñ 0123456789

Quotation marks

normal: “double”, ‘single’

bold: **“double”, ‘single’**

italics: *“double”, ‘single’*

bold italics: ***“double”, ‘single’***

fixed width font: "double", 'single',



Flanders
State of
the Art

Typography

Lists

Unordered list

- ▶ First level
- ▶ The quick brown fox jumps over the lazy dog. The quick brown fox jumps over the lazy dog. The quick brown fox jumps over the lazy dog.
- ▶ Item 3
 - ▶ Second level
 - ▶ Third level
 - ▶ Maximum three levels
 - ▶ The quick brown fox jumps over the lazy dog. The quick brown fox jumps over the lazy dog. The quick brown fox jumps over the lazy dog.
 - ▶ The quick brown fox jumps over the lazy dog. The quick brown fox jumps over the lazy dog. The quick brown fox jumps over the lazy dog.
 - ▶ Item c
- ▶ Item 4

Incremental unordered list

- ▶ First level

Incremental unordered list

- ▶ First level
- ▶ The quick brown fox jumps over the lazy dog. The quick brown fox jumps over the lazy dog. The quick brown fox jumps over the lazy dog.

Incremental unordered list

- ▶ First level
- ▶ The quick brown fox jumps over the lazy dog. The quick brown fox jumps over the lazy dog. The quick brown fox jumps over the lazy dog.
- ▶ Item 3

Incremental unordered list

- ▶ First level
- ▶ The quick brown fox jumps over the lazy dog. The quick brown fox jumps over the lazy dog. The quick brown fox jumps over the lazy dog.
- ▶ Item 3
 - ▶ Second level

Incremental unordered list

- ▶ First level
- ▶ The quick brown fox jumps over the lazy dog. The quick brown fox jumps over the lazy dog. The quick brown fox jumps over the lazy dog.
- ▶ Item 3
 - ▶ Second level
 - ▶ Third level

Incremental unordered list

- ▶ First level
- ▶ The quick brown fox jumps over the lazy dog. The quick brown fox jumps over the lazy dog. The quick brown fox jumps over the lazy dog.
- ▶ Item 3
 - ▶ Second level
 - ▶ Third level
 - ▶ Maximum three levels

Incremental unordered list

- ▶ First level
- ▶ The quick brown fox jumps over the lazy dog. The quick brown fox jumps over the lazy dog. The quick brown fox jumps over the lazy dog.
- ▶ Item 3
 - ▶ Second level
 - ▶ Third level
 - ▶ Maximum three levels
 - ▶ The quick brown fox jumps over the lazy dog. The quick brown fox jumps over the lazy dog. The quick brown fox jumps over the lazy dog.

Incremental unordered list

- ▶ First level
- ▶ The quick brown fox jumps over the lazy dog. The quick brown fox jumps over the lazy dog. The quick brown fox jumps over the lazy dog.
- ▶ Item 3
 - ▶ Second level
 - ▶ Third level
 - ▶ Maximum three levels
 - ▶ The quick brown fox jumps over the lazy dog. The quick brown fox jumps over the lazy dog. The quick brown fox jumps over the lazy dog.
 - ▶ The quick brown fox jumps over the lazy dog. The quick brown fox jumps over the lazy dog. The quick brown fox jumps over the lazy dog.

Incremental unordered list

- ▶ First level
- ▶ The quick brown fox jumps over the lazy dog. The quick brown fox jumps over the lazy dog. The quick brown fox jumps over the lazy dog.
- ▶ Item 3
 - ▶ Second level
 - ▶ Third level
 - ▶ Maximum three levels
 - ▶ The quick brown fox jumps over the lazy dog. The quick brown fox jumps over the lazy dog. The quick brown fox jumps over the lazy dog.
 - ▶ The quick brown fox jumps over the lazy dog. The quick brown fox jumps over the lazy dog. The quick brown fox jumps over the lazy dog.
 - ▶ Item c

Incremental unordered list

- ▶ First level
- ▶ The quick brown fox jumps over the lazy dog. The quick brown fox jumps over the lazy dog. The quick brown fox jumps over the lazy dog.
- ▶ Item 3
 - ▶ Second level
 - ▶ Third level
 - ▶ Maximum three levels
 - ▶ The quick brown fox jumps over the lazy dog. The quick brown fox jumps over the lazy dog. The quick brown fox jumps over the lazy dog.
 - ▶ The quick brown fox jumps over the lazy dog. The quick brown fox jumps over the lazy dog. The quick brown fox jumps over the lazy dog.
 - ▶ Item c
- ▶ Item 4

Ordered list

- 1 First level
- 2 The quick brown fox jumps over the lazy dog. The quick brown fox jumps over the lazy dog. The quick brown fox jumps over the lazy dog.
- 3 Item 3
 - 1 Second level
 - 1 Third level
 - 2 Maximum three levels
 - 3 The quick brown fox jumps over the lazy dog. The quick brown fox jumps over the lazy dog. The quick brown fox jumps over the lazy dog.
 - 2 The quick brown fox jumps over the lazy dog. The quick brown fox jumps over the lazy dog. The quick brown fox jumps over the lazy dog.
 - 3 Item c
- 4 Item 4

Incremental ordered list

1 First level

Incremental ordered list

- 1 First level
- 2 The quick brown fox jumps over the lazy dog. The quick brown fox jumps over the lazy dog. The quick brown fox jumps over the lazy dog.

Incremental ordered list

- 1 First level
- 2 The quick brown fox jumps over the lazy dog. The quick brown fox jumps over the lazy dog. The quick brown fox jumps over the lazy dog.
- 3 Item 3

Incremental ordered list

- 1 First level
- 2 The quick brown fox jumps over the lazy dog. The quick brown fox jumps over the lazy dog. The quick brown fox jumps over the lazy dog.
- 3 Item 3
 - 1 Second level

Incremental ordered list

- 1 First level
- 2 The quick brown fox jumps over the lazy dog. The quick brown fox jumps over the lazy dog. The quick brown fox jumps over the lazy dog.
- 3 Item 3
 - 1 Second level
 - 1 Third level

Incremental ordered list

- 1 First level
- 2 The quick brown fox jumps over the lazy dog. The quick brown fox jumps over the lazy dog. The quick brown fox jumps over the lazy dog.
- 3 Item 3
 - 1 Second level
 - 1 Third level
 - 2 Maximum three levels

Incremental ordered list

- 1 First level
- 2 The quick brown fox jumps over the lazy dog. The quick brown fox jumps over the lazy dog. The quick brown fox jumps over the lazy dog.
- 3 Item 3
 - 1 Second level
 - 1 Third level
 - 2 Maximum three levels
 - 3 The quick brown fox jumps over the lazy dog. The quick brown fox jumps over the lazy dog. The quick brown fox jumps over the lazy dog.

Incremental ordered list

- 1 First level
- 2 The quick brown fox jumps over the lazy dog. The quick brown fox jumps over the lazy dog. The quick brown fox jumps over the lazy dog.
- 3 Item 3
 - 1 Second level
 - 1 Third level
 - 2 Maximum three levels
 - 3 The quick brown fox jumps over the lazy dog. The quick brown fox jumps over the lazy dog. The quick brown fox jumps over the lazy dog.
 - 2 The quick brown fox jumps over the lazy dog. The quick brown fox jumps over the lazy dog. The quick brown fox jumps over the lazy dog.

Incremental ordered list

- 1 First level
- 2 The quick brown fox jumps over the lazy dog. The quick brown fox jumps over the lazy dog. The quick brown fox jumps over the lazy dog.
- 3 Item 3
 - 1 Second level
 - 1 Third level
 - 2 Maximum three levels
 - 3 The quick brown fox jumps over the lazy dog. The quick brown fox jumps over the lazy dog. The quick brown fox jumps over the lazy dog.
 - 2 The quick brown fox jumps over the lazy dog. The quick brown fox jumps over the lazy dog. The quick brown fox jumps over the lazy dog.
 - 3 Item c

Incremental ordered list

- 1 First level
- 2 The quick brown fox jumps over the lazy dog. The quick brown fox jumps over the lazy dog. The quick brown fox jumps over the lazy dog.
- 3 Item 3
 - 1 Second level
 - 1 Third level
 - 2 Maximum three levels
 - 3 The quick brown fox jumps over the lazy dog. The quick brown fox jumps over the lazy dog. The quick brown fox jumps over the lazy dog.
 - 2 The quick brown fox jumps over the lazy dog. The quick brown fox jumps over the lazy dog. The quick brown fox jumps over the lazy dog.
 - 3 Item c
- 4 Item 4

List with definitions

First level Definition of the first level

An item with a long title Definition of the item with a long title

Second level Definition of the second level

Third level Maximum three levels

An item with a long title The quick brown fox jumps over the lazy dog.
The quick brown fox jumps over the lazy dog.

An item with a long title The quick brown fox jumps over the lazy dog. The quick
brown fox jumps over the lazy dog

Item C The quick brown fox jumps over the lazy dog. The quick brown fox jumps over the lazy
dog. The quick brown fox jumps over the lazy dog.

Item D Definition of D

Mixing lists

- ▶ First level
- ▶ Item 2
- ▶ Item 3
 - 1 Second level
 - Third level ~ Again, three levels is maximum
 - item II ~ Definition II
 - 2 Item b
 - ▶ Item b I
 - ▶ Item b II
 - 3 Item c
 - 1 Item c I
 - 2 Item c II
- ▶ Item 4



Flanders
State of
the Art

Typography

Frames

Title of the default frame

Atque haec contra Aristippum, qui eam voluptatem non modo summam, sed solam etiam ducit, quam omnes unam appellamus voluptatem. Aliter autem vobis placet. Sed ille, ut dixi, vitiose. Nec enim figura corporis nec ratio excellens ingenii humani significat ad unam hanc rem natum hominem, ut fruere voluptatibus. Nec vero audiendus Hieronymus, cui summum bonum est idem, quod vos interdum vel potius nimium saepe dicitis, nihil dolere. Non enim, si malum est dolor, carere eo malo satis est ad bene vivendum. Hoc dixerit potius Ennius: "Nimium boni est, cui nihil est mali". Nos beatam vitam non depulsione mali, sed adeptione boni iudicemus, nec eam cessando, sive gaudentem, ut Aristippus, sive non dolentem, ut hic, sed agendo aliquid considerandove quaeramus.

Frame with example

Title of the example frame

Sed ut ad propositum— de dolore enim cum diceremus, ad istam epistulam delati sumus—, nunc totum illud concludi sic licet: qui in summo malo est, is tum, cum in eo est, non est beatus; sapiens autem semper beatus est et est aliquando in dolore; non est igitur summum malum dolor. Iam illud quale tandem est, bona praeterita non effluere sapienti, mala meminisse non oportere? Primum in nostrane potestate est, quid meminerimus? Themistocles quidem, cum ei Simonides an quis alius artem memoriae polliceretur, “Oblivionis”, inquit, “mallem. Nam meminere etiam quae nolo, oblivisci non possum quae volo.”

Frame with alert

Title of the alert frame

Nos commodius agimus. Non enim solum Torquatus dixit quid sentiret, sed etiam cur. Ego autem arbitror, quamquam admodum delectatus sum eius oratione perpetua, tamen commodius, cum in rebus singulis insistas et intellegas quid quisque concedat, quid abnuat, ex rebus concessis concludi quod velis et ad exitum perveniri. Cum enim fertur quasi torrens oratio, quamvis multa cuiusque modi rapiat, nihil tamen teneas, nihil apprehendas, nusquam orationem rapidam coerceas. Omnis autem in quaerendo, quae via quadam et ratione habetur, oratio praescribere primum debet ut quibusdam in formulis ea res agetur, ut, inter quos disseritur, conveniat quid sit id, de quo disseratur.



Flanders
State of
the Art

Other elements



Flanders
State of
the Art

Other elements

Tables

Table

	mpg	cyl	disp	hp	drat	wt	qsec	vs
Mazda RX4	21.0	6	160.0	110	3.90	2.620	16.46	0
Mazda RX4 Wag	21.0	6	160.0	110	3.90	2.875	17.02	0
Datsun 710	22.8	4	108.0	93	3.85	2.320	18.61	1
Hornet 4 Drive	21.4	6	258.0	110	3.08	3.215	19.44	1
Hornet Sportabout	18.7	8	360.0	175	3.15	3.440	17.02	0
Valiant	18.1	6	225.0	105	2.76	3.460	20.22	1
Duster 360	14.3	8	360.0	245	3.21	3.570	15.84	0
Merc 240D	24.4	4	146.7	62	3.69	3.190	20.00	1
Merc 230	22.8	4	140.8	95	3.92	3.150	22.90	1
Merc 280	19.2	6	167.6	123	3.92	3.440	18.30	1

Table with caption

Table: A table with the first 10 rows of the 'mtcars' dataset.

	mpg	cyl	disp	hp	drat	wt	qsec	vs
Mazda RX4	21.0	6	160.0	110	3.90	2.620	16.46	0
Mazda RX4 Wag	21.0	6	160.0	110	3.90	2.875	17.02	0
Datsun 710	22.8	4	108.0	93	3.85	2.320	18.61	1
Hornet 4 Drive	21.4	6	258.0	110	3.08	3.215	19.44	1
Hornet Sportabout	18.7	8	360.0	175	3.15	3.440	17.02	0
Valiant	18.1	6	225.0	105	2.76	3.460	20.22	1
Duster 360	14.3	8	360.0	245	3.21	3.570	15.84	0
Merc 240D	24.4	4	146.7	62	3.69	3.190	20.00	1
Merc 230	22.8	4	140.8	95	3.92	3.150	22.90	1
Merc 280	19.2	6	167.6	123	3.92	3.440	18.30	1



Flanders
State of
the Art

Other elements

Figures

Figure with text width



Figure with text height




Figure with caption



Figure: Picture of a forest, half text width



Flanders
State of
the Art

Other elements

Mathematical formulas

In-line formulas

In-line formulas are intermixed with normal text, e.g. $P(y < Y|\theta) = \alpha$. This works best with simple formulas. Taller formulas will be reformatted to match the line height of the text, e.g. $\bar{X} = \sum_{i=1}^N X_i$. Here, $i = 1$ and N are placed besides \sum instead of below and above. That trick doesn't hold with all formulas, e.g. fractions $\frac{X}{Y}$. In such case the font size is shrunk. Really tall formulas like $\frac{\sum_{i=1}^N X_i}{\frac{\sum_{j=1}^N Y_j}{N}}$ will require an increased interline distance. Stand-alone formulas are therefore advisable.

Stand-alone formulas

$$P(y < Y|\theta) = \alpha$$

$$\bar{X} = \sum_{i=1}^N X_i$$

$$\frac{X}{Y}$$

$$\frac{\sum_{i=1}^N X_i}{\frac{\sum_{j=1}^N Y_j}{N}}$$

Numbered formulas

$$\bar{X} = \sum_{i=1}^N X_i \quad (1)$$

$$\frac{X}{Y} \quad (2)$$

$$\frac{\sum_{i=1}^N X_i}{\frac{\sum_{j=1}^N Y_j}{N}} \quad (3)$$



Flanders
State of
the Art

Other elements

Citations

In-line styles

- ▶ author (year)
 - ▶ Onkelinx *et al.* (2014b)
- ▶ (author, year)
 - ▶ (Onkelinx *et al.*, 2014b)
- ▶ (prefix author, year suffix)
 - ▶ (see Onkelinx *et al.*, 2014b, chap. 1)
- ▶ (multiple citations to the same authors)
 - ▶ (Onkelinx *et al.*, 2014a, 2014b)
- ▶ (multiple citations to different authors)
 - ▶ (Agresti, 2002; Onkelinx *et al.*, 2014b)

Types of references

book (Agresti, 2002; Banerjee *et al.*, 2003; Bolker, 2008; Diggle & Ribeiro, 2007; Franklin, 2009; Kish, 1965; Zuur *et al.*, 2009)

chapter (Anselin *et al.*, 2014; Degraer *et al.*, 2013; Onkelinx *et al.*, 2014b)

proceedings (Onkelinx *et al.*, 2012, 2014a)

articles (Amano, 2012; Vander Mijnsbrugge & Onkelinx, 2005; Wickham, 2007; Yli-Viikari *et al.*, 2007)

thesis (Onkelinx, 2009)

software (R Core Team, 2013)



Flanders
State of
the Art

R based output



Flanders
State of
the Art

R based output

Code

Chunks + output I

```
# logical  
c(TRUE, FALSE)
```

```
## [1] TRUE FALSE
```

```
# integer  
0:1
```

```
## [1] 0 1
```

```
# numeric  
c(0.0, 1.1)
```

```
## [1] 0.0 1.1
```

```
# scientific  
c(1e-10, 1e10)
```

Chunks + output II

```
## [1] 1e-10 1e+10
```

```
# character  
c("monday", "tuesday", "wednesday")
```

```
## [1] "monday" "tuesday" "wednesday"
```

```
# factor  
factor(c("monday", "tuesday", "wednesday"))
```

```
## [1] monday tuesday wednesday  
## Levels: monday tuesday wednesday
```

Chunks + output III

```
# function
my_fun <- function(x){
  cat("my function is", x)
}
# data.frame
state <- data.frame(
  region = state.region,
  Division = state.division,
  state.x77
)
# function
my_fun("cool")
```

```
## my function is cool
```

```
# messages
message("this is a message")
```

Chunks + output IV

```
## this is a message
```

```
warning("this is a warning")
```

```
## Warning: this is a warning
```

```
stop("this is an error")
```

```
## Error in eval(expr, envir, enclos): this is an error
```

```
# programma flow  
if (is.data.frame(state)) {  
  summary(state)  
} else {  
  stop("state is not a data.frame")  
}
```



Chunks + output V

```
##           region           Division      Population      Income
## Northeast   : 9   South Atlantic   : 8   Min.      : 365   Min.      :3098
## South       :16   Mountain       : 8   1st Qu.: 1080   1st Qu.:3993
## North Central:12   West North Central: 7   Median : 2838   Median :4519
## West        :13   New England    : 6   Mean     : 4246   Mean     :4436
##             East North Central: 5   3rd Qu.: 4968   3rd Qu.:4814
##             Pacific           : 5   Max.     :21198   Max.     :6315
##             (Other)           :11
##   Illiteracy   Life.Exp      Murder      HS.Grad
##   Min.   :0.500   Min.   :67.96   Min.   : 1.400   Min.   :37.80
##   1st Qu.:0.625   1st Qu.:70.12   1st Qu.: 4.350   1st Qu.:48.05
##   Median :0.950   Median :70.67   Median : 6.850   Median :53.25
##   Mean   :1.170   Mean   :70.88   Mean   : 7.378   Mean   :53.11
##   3rd Qu.:1.575   3rd Qu.:71.89   3rd Qu.:10.675   3rd Qu.:59.15
##   Max.   :2.800   Max.   :73.60   Max.   :15.100   Max.   :67.30
##
##           Frost           Area
##   Min.   : 0.00   Min.   : 1049
##   1st Qu.: 66.25   1st Qu.: 36985
```



Flanders

State of the Art

Using values calculated by R in plain text

Mixing R output and text is straightforward. E.g $1 + 1 = 2$. Just make sure that you can use a single and simple command. Precalculate the output in case you need more elaborate calculations. E.g the life expectancy in the USA is 70.9 (68.2; 72.9) years.



Flanders
State of
the Art

R based output

Figures

Figure with default colour

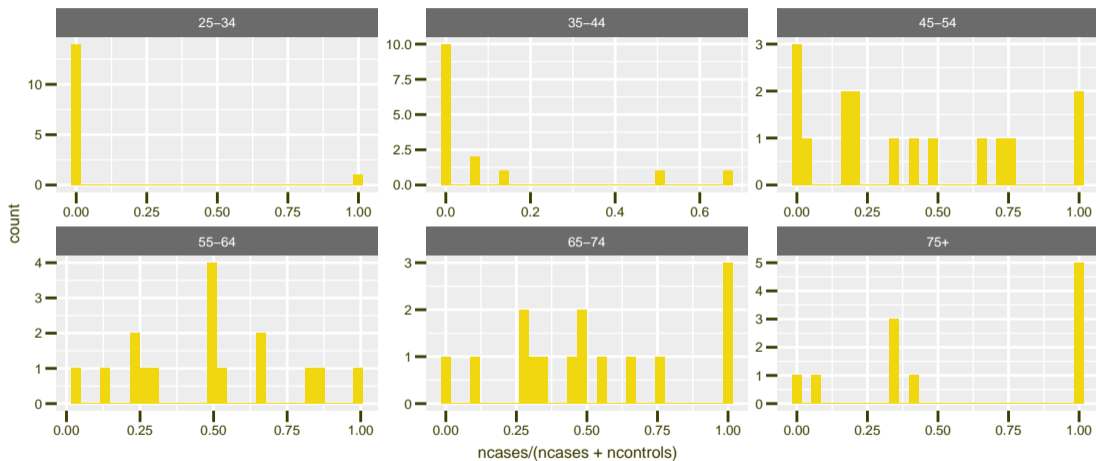


Figure with discrete colours

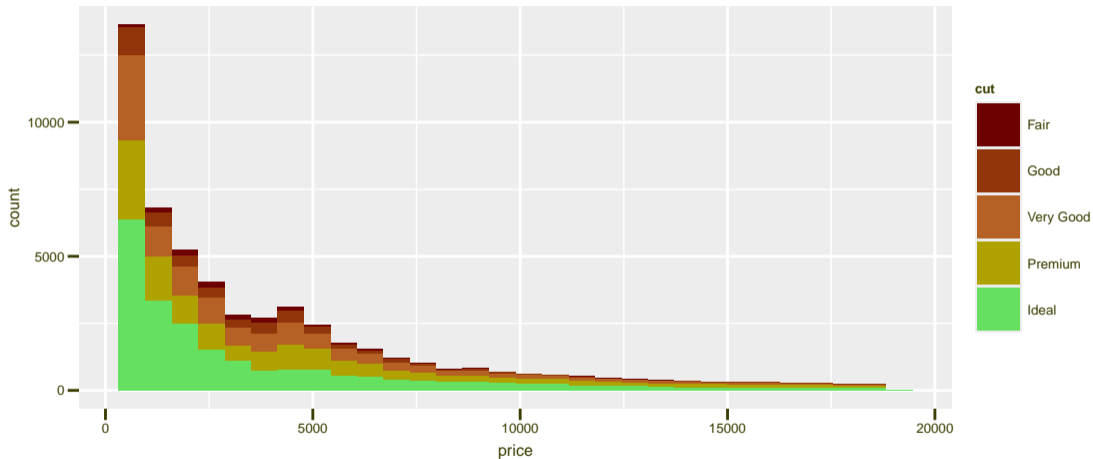


Figure with discrete colours

```
## `geom_smooth()` using formula 'y ~ x'
```

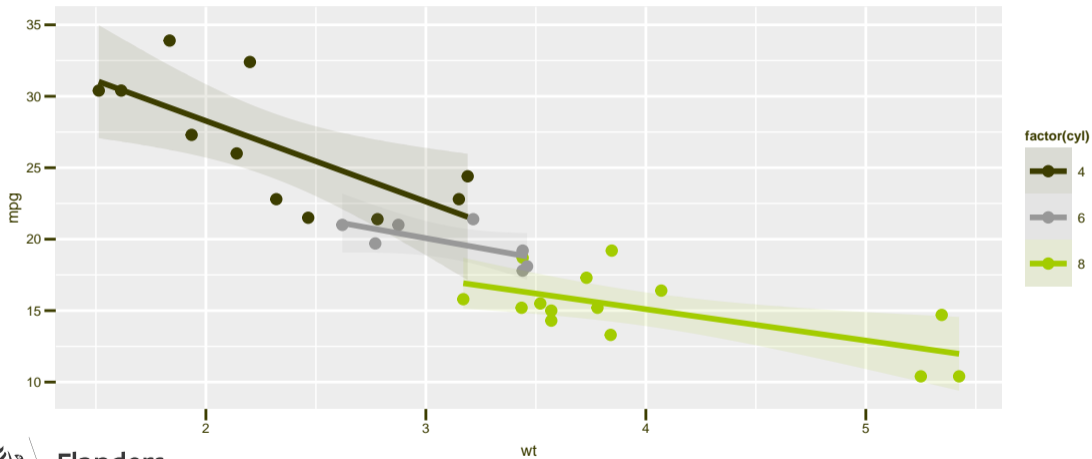
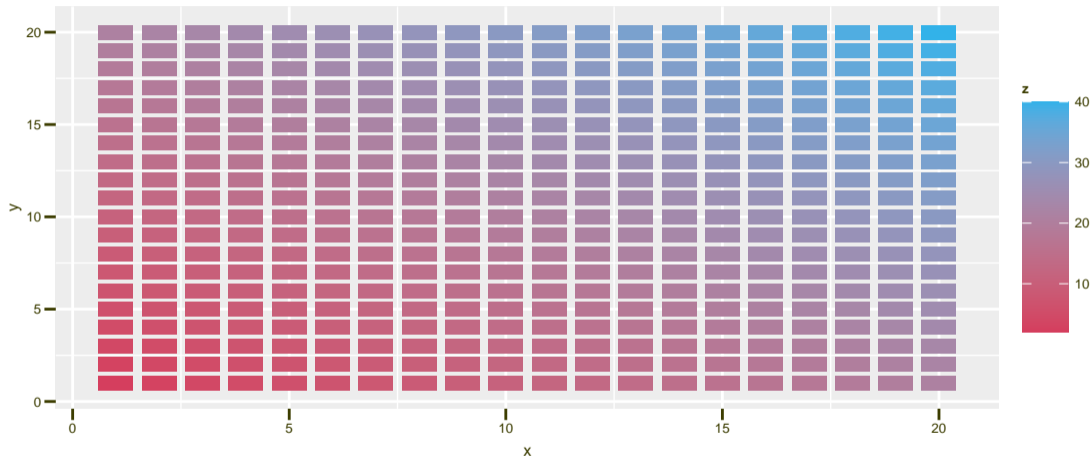
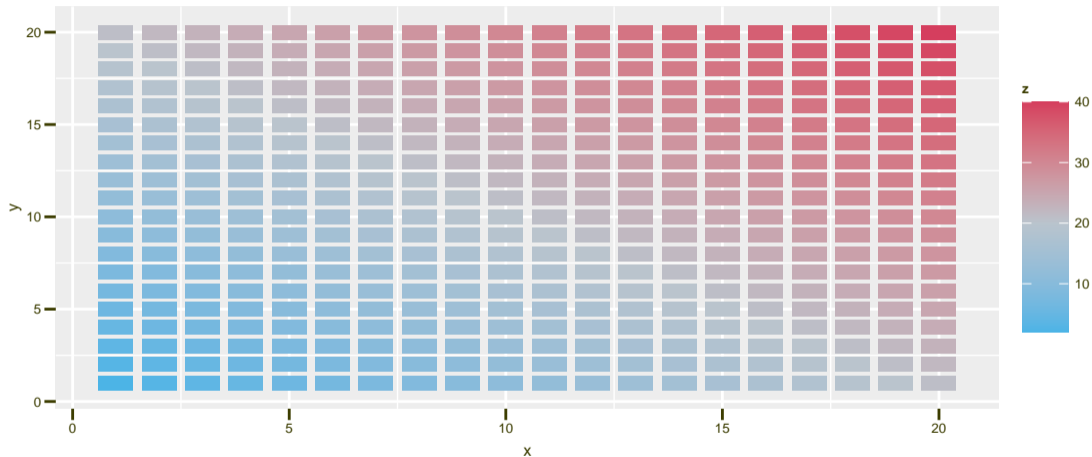


Figure with single colour gradient



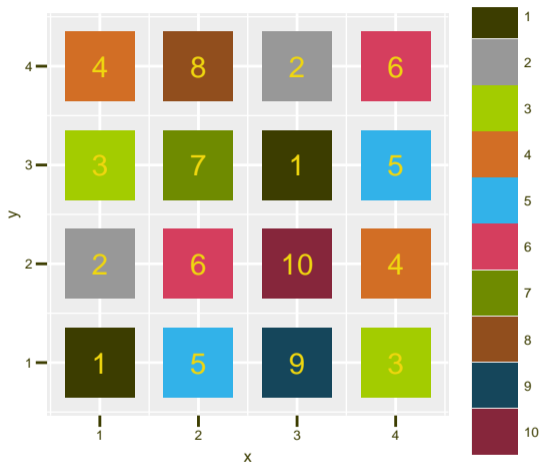
Flanders
State of the Art

Figure with colour gradient over a central colour



Flanders
State of the Art

Default order of discrete colours





Flanders
State of
the Art

R based output

Tables

Default kable()

	X1	X2	A
rij 1	-0.86	-1.63	jkccj vxtee bva qq qmveltg
rij 2	-0.25	-1.67	ndlmkxq irqik
rij 3	-0.10	-0.27	llr empw xxi
rij 4	0.34	0.65	pmpd unfovt bjjau vzeeyxb
rij 5	-0.02	-0.35	qmm ipu
rij 6	2.10	-0.21	ocpvdsex kegll dehv wjek ypsjlyu zpkyfx vzii
rij 7	-1.05	1.09	zj mwp ul
rij 8	0.75	1.23	sumcr vu
rij 9	0.28	-0.06	nxrk wgox fphnfe wxmg
rij 10	0.11	-0.08	ljm tgjdgce
rij 11	-1.56	-1.93	nmfxde yoe y wd dbokbjyjs txng
rij 12	1.21	-0.33	vc jlmhypx fc hellhckiv zeon vsya mt
rij 13	-0.47	-1.13	dhh vxxouxrolr ohbi icvc mu
rij 14	0.18	-0.07	uq
rij 15	-0.11	1.75	swoqg gq

Booktabs kable()

	X1	X2	A
rij 1	-0.41	0.56	aypthpic agn rjszh lwpqz
rij 2	-1.14	0.45	muwa di zywa
rij 3	0.90	0.58	ihz
rij 4	-0.64	-0.05	knqn ukw sdu je
rij 5	-0.84	-0.96	uc lteel vo zcb dtnbwv
rij 6	0.82	-0.44	fynvv papuko oc ac xemw qvklf
rij 7	-1.33	0.89	nwv tmzo rrv lhqw
rij 8	0.39	0.86	tn ilzkiqcw lebc
rij 9	-0.19	-1.04	evtvd fxolmv jfzl nu
rij 10	1.82	0.91	kzyuh wx azoc qrgoij foukdg m
rij 11	-0.45	1.22	qwpq
rij 12	0.09	0.56	dc vjmjakm ydtes
rij 13	0.35	-0.79	xnqj ne qkakupn blbuufuyv egljxd
rij 14	-1.07	0.24	unki b fzxgs waapzz bush
rij 15	-1.32	-0.66	surcmzwwd ldf q nvdehmg jixby j lrmq

longtable kable()

	X1	X2	A
rij 1	0.58	0.47	xickd zpf n
rij 2	-0.05	-1.59	xqi qisaf vvbvvrn sxfmte
rij 3	-1.19	0.26	jx xzf fom
rij 4	-2.57	0.23	wf lzh e
rij 5	-0.67	-0.83	spm goev zf
rij 6	-0.38	0.33	dc emwbqm yzo iroan fsnkbq
rij 7	-0.72	0.97	
rij 8	-0.46	1.14	p itqy xz gpawsxme fta
rij 9	-1.07	-0.14	qikg xgedno r kyzvotz
rij 10	-1.69	-1.67	
rij 11	1.38	-0.40	pl njhg ya ht l cifcb y
rij 12	-1.46	-1.18	mfbk
rij 13	-0.56	1.32	todx inua rqvgx mq sik lqb
rij 14	1.41	0.35	pmanznrn vamko
rij 15	0.54	-0.44	jegy njdkm



Markdown kable()

	X1	X2	A
rij 1	0.75	-0.17	wwtzncpoc riuf j
rij 2	-0.82	0.40	fmzlv dq dic rpwwgixqlg ar
rij 3	-0.28	1.40	gqyba hwqi tx suqnx
rij 4	-0.96	0.20	nly cpklmk czxldi mih oso hmyjas ijgdszv vlt
rij 5	0.45	-0.09	tuf agwwcskeql pojwno qfkisw wuzyp
rij 6	0.07	0.18	te sjutcyw ct mgiz xanoq
rij 7	0.31	0.98	oqrg nmdnx
rij 8	-0.38	0.47	kzmvzhs iox pkxtqy dgx bwv hsks
rij 9	0.72	-0.34	jewvgx pujzh mngftsl tbk pawt bti
rij 10	0.85	0.37	fuyzub pcbva qb hze drox
rij 11	0.73	0.43	q qyamv lay m
rij 12	0.63	-0.74	pq iqjyk citwt cmujtl
rij 13	1.44	0.91	deun qpd rf xlh tku
rij 14	0.61	-1.47	mqoh sy wz znhk
rij 15	-2.15	0.79	dup tduq

Pandoc kable()

	X1	X2	A
rij 1	-0.35	-0.18	orwm mcb zricb zwxdsunj pmarep
rij 2	-1.73	-1.07	j qwq
rij 3	-1.50	1.69	ef juj qolyat ciefk
rij 4	-0.48	1.50	l xbzui kla tbhkd
rij 5	-0.14	-1.16	lnrz k dnqyx
rij 6	-0.05	0.51	
rij 7	0.95	-0.14	koas n kvncve kduhsv kst f uez
rij 8	-0.17	0.35	cx ry vzbb nqsq muvs
rij 9	1.18	0.24	st fg pfpz bzta
rij 10	0.82	-1.84	hyof oxnr hqn
rij 11	-0.40	-0.76	dfzuq clsr p co
rij 12	2.03	-1.18	
rij 13	-0.59	0.26	dlhsuk zdftpphtv sx ygo blflkx gewp ugejbg
rij 14	-0.84	0.24	xaes ahsb
rij 15	-1.22	0.38	lsl